

## NACM – STANDARD DAMPER ACTUATOR

5 Nm| MODULATING CONTROL



The appearance of the product may differ from the illustration. Technical specifications are subject to change.

### NACM...05 SERIES

NACM standard damper actuators are specially designed and produced for applications in the HVAC Systems. Our wide range of Nenutec standard damper actuators has been developed to operate and position air dampers of different sizes.

- Torque: 5 Nm
- Damper size 1.0 m<sup>2</sup>
- Power supply 24V<sub>AC/DC</sub>
- Control Signal 0(2)... 10 V<sub>DC</sub>
- Shaft dimensions – Ø 6...15 mm / square 5...10.5 mm
- Adapter supplied for from fit 8 or 10 mm square
- Minimum shaft length 45 mm
- Adjustable angle of rotation
- Direction of rotation selectable by switch
- Actuator with 1 m connection cable
- Manual over ride by push button when required

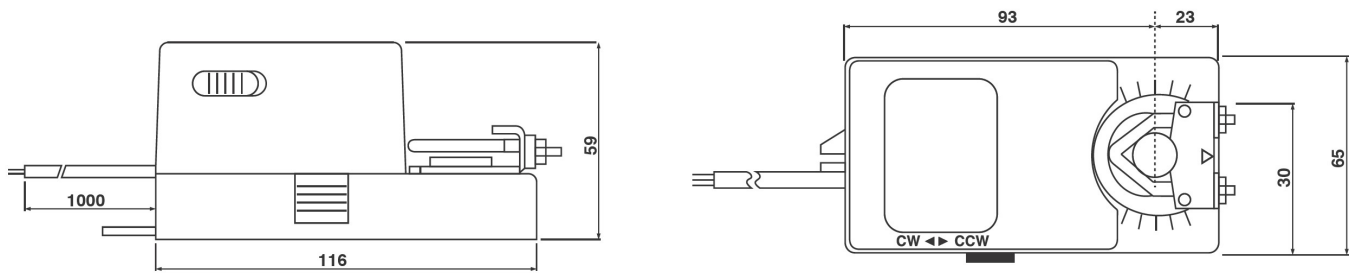
#### MODEL SELECTION TABLE

Model/type	Torque	Power supply	Running time	Auxiliary switch
NACM 1.2-05	5 Nm	24 V <sub>AC/DC</sub> ± 10%	60...90 s	-

## NACM – STANDARD DAMPER ACTUATOR

### 5 Nm | MODULATING CONTROL

#### ACTUATOR DIMENSIONS [mm]



#### TECHNICAL SPECIFICATION

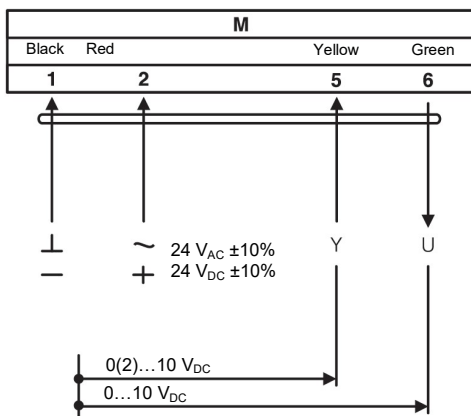
##### NACM 1.2-05

Torque	5 Nm
Damper size	1.0 m <sup>2</sup>
Shaft dimensions	∅ 6...15 mm / □ 5...10.5 mm
Power supply	24 V <sub>AC/DC</sub> ± 10%
Frequency	50...60Hz
Control signal (input)	0(2)...10 V <sub>DC</sub>
Position signal (output)	0...10 V <sub>DC</sub>
Power consumption	
• In operation	4.0 W
• End position	2.0 W
Rated power	4.0 VA
Electrical connections	1 m Cable
Protection class	Class III ⚡
Angle of rotation	90° (95° mechanical limitation)
Weight	<0.7 kg
Durability	60,000 rotations
Sound level	40 dB
IP protection class	IP54
Working temperature range	-20°C...50°C as per IEC 721-3-3
Storage temperature	-30°C...+60°C / IEC 721-3-2
Ambient humidity	5...95% rH (non condensing) / EN
Maintenance	Maintenance free
Principle of operation	Type 1 (acc. to EN 60730-1)
Electromagnetic compatibility	CE, UL 873 & ISO 9000 EN / EEC

## NACM – STANDARD DAMPER ACTUATOR

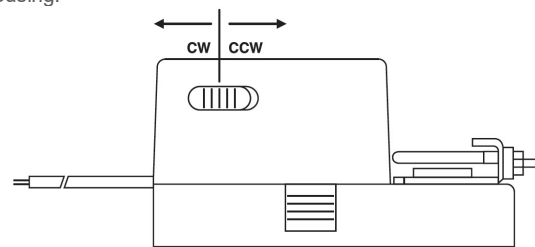
### 5 Nm| MODULATING CONTROL

**WIRING DIAGRAM NACM...05 (S1)  
POWER SUPPLY 24 V<sub>AC/DC</sub>**

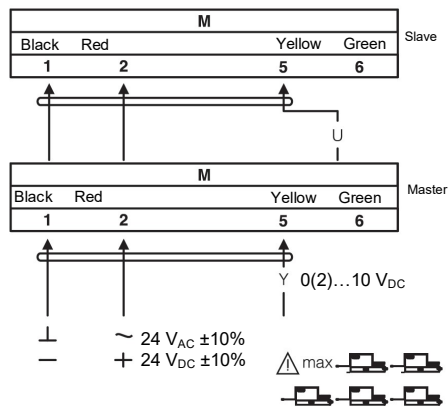


**CHANGING DIRECTION OF ROTATION NACM...05**

Factory setting: clockwise (CW). Direction of rotation can be changed by toggling between CW/CCW switch on the actuator housing.



**WIRING DIAGRAM NACM...05 (S1)  
PARALLEL CONNECTION**



**REMARK**

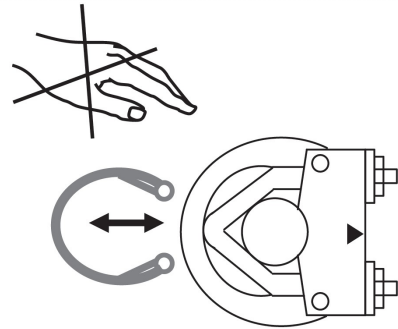
During parallel operation, the output signal (terminal 6, DC 0...10 V) of the master actuator must be connected to terminal 5 of the next slave actuator.

## NACM – STANDARD DAMPER ACTUATOR

### 5 Nm| MODULATING CONTROL

#### ■ Releasing the adapter NACM...05 (S1)

Releasing the adapter is not required.

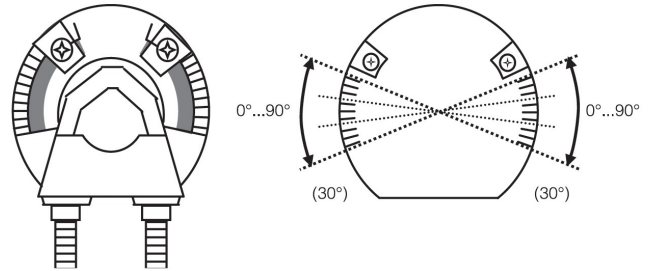


#### ■ LIMITING ANGLE OF ROTATION NACM...05 (S1)

Adjustment of mechanical limiter.

1. Loosen the screw of mechanical limiter.
2. Move limiter to appropriate position.
3. Tighten the screw.

\*Working range of 90° can be reduced up to 30° from end position.



#### ⚠ IMPORTANT REMARKS

This actuator includes electrical and electronic components and may not be disposed as household waste. Please consider the local valid legislation.



24 V<sub>ADC</sub>: Connect via safety isolating transformer.

230 V<sub>AC</sub>: To isolate from the main power supply, the system must incorporate a device which disconnects the phase conductor (with at least a 3mm contact gap.)

Consult NENUTEC representatives for specific requirements and material selections for your intended application. The entire content of this technical datasheet is protected by copyright. All rights are reserved ©.

The performance specifications are nominal and conform to acceptable industry standards. NenuTec shall not be liable for damages resulting from misapplication or misuse of its products.

#### CUSTOMISED VERSION

NENUTEC offers you actuators in customised versions, e.g. with your own brand name, with colour-coordinated applications and with your particular demand on request.

For further information please contact us or our local representative.

#### NenuTec Polska

00-236 Warszawa  
ul. Świętojerska 5/7  
tel.: +48-(0)-504-050225  
nenuTec@nenuTec.pl